



**Head of School Report on
Achievement
Local Advisory Board September 2014**

Meeting	LAPA LAB
Date	22/09/14
Item Number	TBAP(14)4

Title:	Head of School Report on Achievement
Responsible TBAP Leadership team member:	Tony Meehan , BAPA Head of School
Prepared By :	Kate Maidment Young, Director of Learning

Head of School Report to the Latimer Local Advisory Board

Achievement Report 2013-14

The following report outlines the achievement of Latimer Alternative Provision Academy for the 2013-14 academic year:

1. Examination results 2013-14

- 1.1 The examination results for Year 11 cohort were in line with or above expectations in 79% of cases (based on teacher assessment) and 68% (based on CATS predictions). An analysis of the results highlights the following:
 - 1.1.1 100% of students were entered for GCSE, reflecting the high expectations we have for all of our learners
 - 1.1.2 77.8 % of our learners achieved five or more GCSEs or their equivalent. This is 53.4% higher than the national average for similar organisations
 - 1.1.3 20% (2 learners) achieved at least 5 GCSEs (including Maths and English) at A-C grades. This compares very favourably with 2012-13, when 0% achieved this
 - 1.1.4 100% learners achieved nationally recognised qualifications
 - 1.1.5 For the first time, Additional Science was offered as an afterschool class. Two learners attended and both gained A-G GCSE grades
 - 1.1.6 67% learners achieved a Level 1 Functional Skills Certificate in English and 11% achieved a Level 2, 44% achieved a Level 1 in Maths and 0% achieved a Level 2, 56% achieved a Level 1 and 33% a Level 2 in ICT
 - 1.1.7 We are proud of the fact that in 2013 our APS of 160 made us the highest achieving PRU in inner London, the second highest in Greater London and the tenth highest in England (out of 151 Pupil referral units)
 - 1.1.8 The statistical first release data for 2014 is not available until January, though based on our previous two years results, taking into account we achieved an APS of 158 in 2014, we expect these to compare favourably with the national average.
 - 1.1.9 We continue to act as a hub for Portobello Rugby Club, offering shared coursework moderation (in English) and acting as an exam entry centre for their learners. Their results are not included in our exam analysis. All four candidates entered from Portobello achieved accreditation, all gaining A-G pass grades in English and Religious education.

2 Analysis of examination data shows

- 2.1 The APS for Year 11 Boys was 132 and for girls it was 159.
- 2.2 Those learners entitled to pupil premium funding achieved an average APS of 139 We are particularly pleased that our second highest achieving student was entitled to pupil premium.
- 2.3 Only two learners in Year 11 provided ethnic grouping details during the induction process, so we are unable to accurately analyse the data in terms of ethnicity. However, as is generally the case at LAPA, due to the small number of students it is difficult to draw any substantial patterns of progress related to ethnicity
- 2.4 Our one stated learner left us with an APS of 170
- 2.5 The looked after child came to us very late in the year (January 2014) but still achieved an APS of 139 and a B grade in Short course GCSE Art.
- 2.6 Our highest achieving learner was a pupil with an APS of 287.5. He made significant progress in his behaviour and attitude to learning while he was with us, attending afterschool revision classes and Saturday school classes for English and Art. His attendance was 96.2%
- 2.7 Our second highest achieving pupil left with an APS of 252. She was transferred to mainstream in Year 10, but returned to us a couple of weeks later, being unable to cope with a larger school environment (due to ongoing mental health issues). While at LAPA she accessed the full range of therapeutic services on offer (counselling, music and 1:1 creative writing) achieved five A-C GCSE grades and her attendance was 91.7%.
- 2.8 Table 6 gives an indication of how well learners achieved against CAT predictions. As is usually the case with some of our learners circumstances played a part in their underachievement; in spite of all our efforts to ensure learners got here on time for the exams – this included offering to bring them in by

cab - some failed to do so. A post mortem evaluation has been carried out by the Director of Learning to address underperformance in departments.

3 Other achievements

- 3.1 In March 2014 we held another hugely successful Art and Writing exhibition, this time with the theme 'Conceal/Reveal'. The work in the exhibition specifically dealt with the idea of revealing surprising stories and ideas, and having the courage to learn by making mistakes. The exhibition was once again held at The Muse Gallery on Portobello road. This year students took turns showing visitors around the gallery and they were extremely proud that several members of the public have asked to purchase paintings and writing and that, in the words of one parent, 'I think I understand the way my son feels more now...I can try to help now he's said this'.
- 3.2 In January 2014 we hosted a visit from Challenge Partners, who carried out a review of LAPA. The review was rigorous, but supportive and we were very pleased that they reported that LAPA was 'Outstanding in all areas'.
- 3.3 In June 2014 we, along with Bridge Alternative provision Academy, were awarded joint national runners up prize for our work raising the attainment of Pupil Premium students, presented by the deputy Prime Minister Nick Clegg. We are extremely proud that Tri - borough Provision continues to hold the highest expectations for all learners, recognising the challenges that many of our young people face.
- 3.4 In July 2014 LAPA took part in a TBAP sports day. Although LAPA is the smallest of the four TBAP AP academies the level of participation of our young people was very high, and on a very hot day it is pleasing to report that behaviour was excellent and an enjoyable day was had by all. It was particularly satisfying to see learners from all four TBAP schools compete against each other without incident.
- 3.5 In March 2014 LAPA hosted its annual visit by psychology professors and students from the University of Groningen in the Netherlands. Approximately 30 students were given a talk about the running of alternative provision in the UK, followed by a lively discussion which included LAPA learners, who then took the students on a tour of the school. It is anticipated that we will offer a four-term placement at LAPA to one of the students as has been the case over the last three years.
- 3.6 In March, April and May 2014 four of our learners took place in TBAP drama workshops which culminated in a very well received production which was presented at the Lyric Theatre in Hammersmith to an audience of learners, family members and friends, staff and specially invited guests.
- 3.7 There have been a number of TBAP initiatives involving staff who operate across the four sites, particularly in drama, MFL and construction. This inevitably brings learners from the three original TBAP secondary provisions, and lately also from the Octagon, together. It is a measure of the skill and commitment of staff from all four provisions that learners are comfortable with this and are gelling well together.

Y11 GCSE Achievement 2013-14

Site: LAPA

Number of Passes GCSE: 36

Number of Passes Level 2 courses: 4 (these are non GCSE courses such as functional skills)

Number of Passes Level 1 courses: 19

Table 1: Summary results

Measure	No of learners	%	National 2012-13
At least 1 GCSE or equivalent	10	100	81%
5 or more GCSE's or their equivalent	7	70	24.4%
At least 1 GCSE A*-C or their equivalent	6	60	?
5 or more A*-C's or their equivalent	2	20	5.4%
Accreditation achieved	10	100	81%
Average Point Score	8 attenders averaged 158		95.2 points

Table 2: Performance by groups

Group Performance	5 A*-G	5 A*-C
FSM	7/10	2/10
Pupil Premium	7/10	2/10
Statement	1/1	0/1
LAC	1/1	0/1
EAL	0/0	0/0
Boys	4/7	1/3
Girls	3/3	1/3

Table 3: Breakdown by subject

SUBJECT										Total Entries	Predicted A*-G	Predicted A*-C
	A*	A	B	C	D	E	F	G	U			
English				2	3	1	1		3	10	7	1
Maths				2	1	1	3	1	2	10	7	1
Science					2	1	2		4	9	6	1
ICT					1					1	1	0
Citiz'shp(SC)				1	2	3			4	10	7	1
Art(1 A FC rest SC)		2	1	3						6	6	3
Additional Science					1	1				2	2	0
RM												
BTEC Drama								1		1		

*DfE statistical first release January 2013

Table 4 – breakdown by subject area GCSE only

<i>SUBJECT</i>										
GCSE only	<i>A*</i>	<i>A</i>	<i>B</i>	<i>C</i>	<i>D</i>	<i>E</i>	<i>F</i>	<i>G</i>	<i>U</i>	<i>Total Entries</i>
English				2	3	1	1		3	10
Maths				2	1	1	3	1	2	10
Science					2	1	2		4	9
Additional Science					1	1				2
Art		1								1
Art(SC)		1	1	3						6
ICT					1					1
Citizenship (SC)				1	2	3			4	10

Table 5 -OTHER TEST RESULTS: Functional Skills (FS), Preparation for Working Life (PWL)

<i>SUBJECT</i>	<i>Level 1</i>	<i>Level 2</i>	<i>U</i>	<i>Total Entries</i>
FS Maths	4			4
FS Eng	6	1		7
FS ICT	2	2		4
PWL	8			8

Table 6 – individual pupil performances with grade and points

Name	Ma	En	Sc	Add Sci	Art	Cit (SC)	FS En	FS Ma	FS ICT	PWL	Other	Notes	Total
YEH	F (22)	D (34)	X				L1 (12.5)				Drama G (16)	Non attender	84.5
SM	D (34)	C (40)	E (28)	E (28)	A (52)	C (20)	L2 (25)	L1 (12.5)	U	L1 (12.5)			252
SH	U	U	U			E (14)		L1 (12.5)		L1 (12.5)			39
KW								L1 (12.5)				Late starter / non attender	12.5
TL	C (40)	C (40)	D (34)	D (34)	A (sc) (26)	D (17)	L2 (25)		L2 (25)	L1 (12.5)	ICT D (34)		287.5
PB	F (22)	F (22)	F (22)		B (sc) (23)		L1 (12.5)	L1 (12.5)	L1 (12.5)	L1 (12.5)			139
FO	E (28)	D (34)	D (34)		C (20)	E (14)	L1 (12.5)		L1 (12.5)	L1 (12.5)			167.5
BS	C (40)	E (28)	(C)*		C (20)	D (17)	L1 (12.5)			L1 (12.5)			130
RK	F (22)	D (34)	F (22)		C (20)	E (14)	L1 (12.5)		L2 (25)	L1 (12.5)			162
SMV	G (16)									L1 (12.5)		Non attender	28.5

(Green indicates learner has attained or exceeded CAP prediction for that subject. Red indicates learner has not attained up to CAT prediction)

Table 7 – Results of non-LEC pupils who took exams at the LEC

Combined Portobello Rugby Club and Virtual School results											
	A*	A	B	C	D	E	F	G	U	Total Entries	
English Lang		1			2	1			1	5	
English Lit		1									
Maths				1		1	1		1	4	
Science					1		1			2	
Spanish							1			1	
FS Maths L1	Achieved									2	
RS		1		1	3					5	

Outcome Summary Sheet - 5 Year Summary

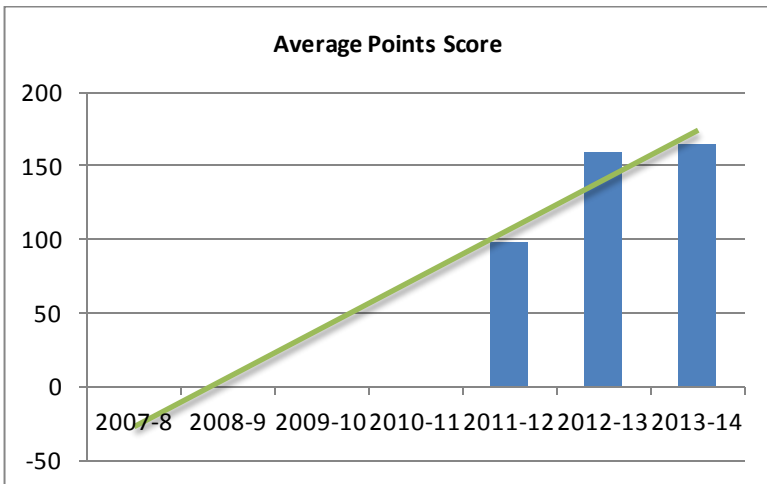
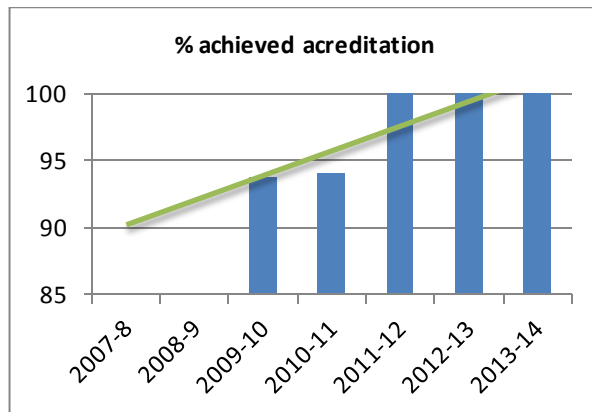
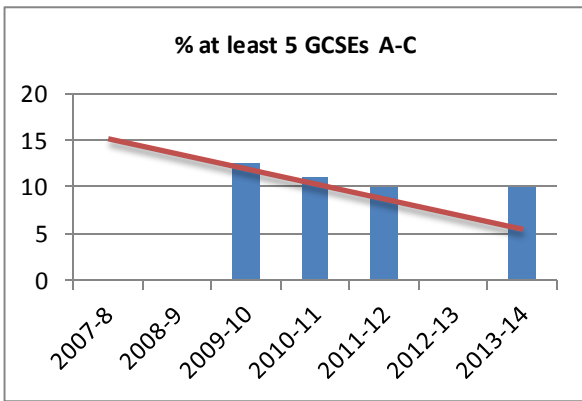
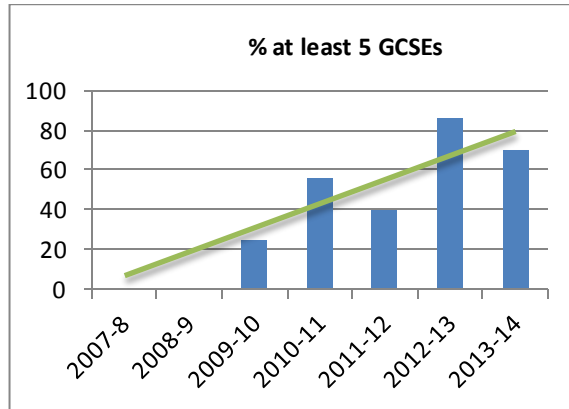
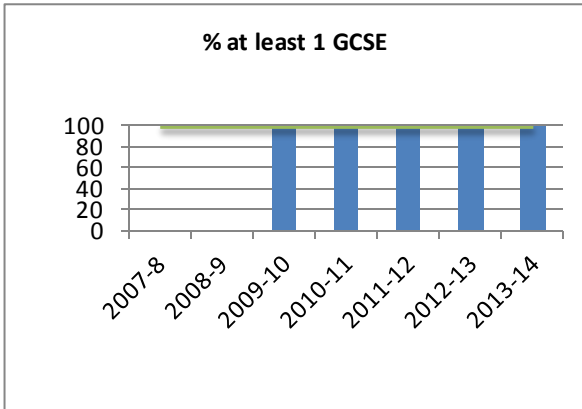


Table 8 – outcomes over time

	at least 1 GCSE		at least 5 GCSE's		at least 1 GCSE's A-C		at least 5 GCSE's A-C inc E & M		Accreditation		APS			
	no	%	no	%	no	%	no	%	no	%				
2007-8														
2008-9														
2009-10	8	100	2	25			1	12.5	15	93.75				
2010-11	9	100	5	55.5	5	55.5	1	11.1	16	94.1	137			
2011-12	10	100	4	40	3	30	1	10	10	100	97.9			
2012-13	7	100	6	86	3	43	0	0	7	100	160			
2013-14	10	100	7	70	6	60	1	10	10	100	158			
national				15.9				1.4		72.8	71.1			

