

## Report to Local Advisory Board (LAB)

Academic Year 2015 – 2016

Outcomes for Learners

**Latimer AP Academy**

Wasim Butt - Director of Learning  
Assistant Headteacher

Tony Meehan - Head of School

	<b>Meeting</b>	LAPA LAB
	<b>Date</b>	
	<b>Item Number</b>	TBAP
<b>Title:</b>	Report on Outcomes for Learners	
<b>Responsible TBAP Leadership team member:</b>	Tony Meehan, LAPA Head of School	
<b>Prepared By :</b>	Wasim Butt, Assistant Headteacher	

## Introduction

This report is divided into 3 sections:

1. Analysis of Year 11 results for 2015/2016
2. End of Key Stage 3 progress
3. Current Year 11 predicted data

### 1.0 Analysis of Year 11 results for 2015/16

There were 16 learners, achieving 90 GCSE passes between them. In 2015, there were 33 passes.

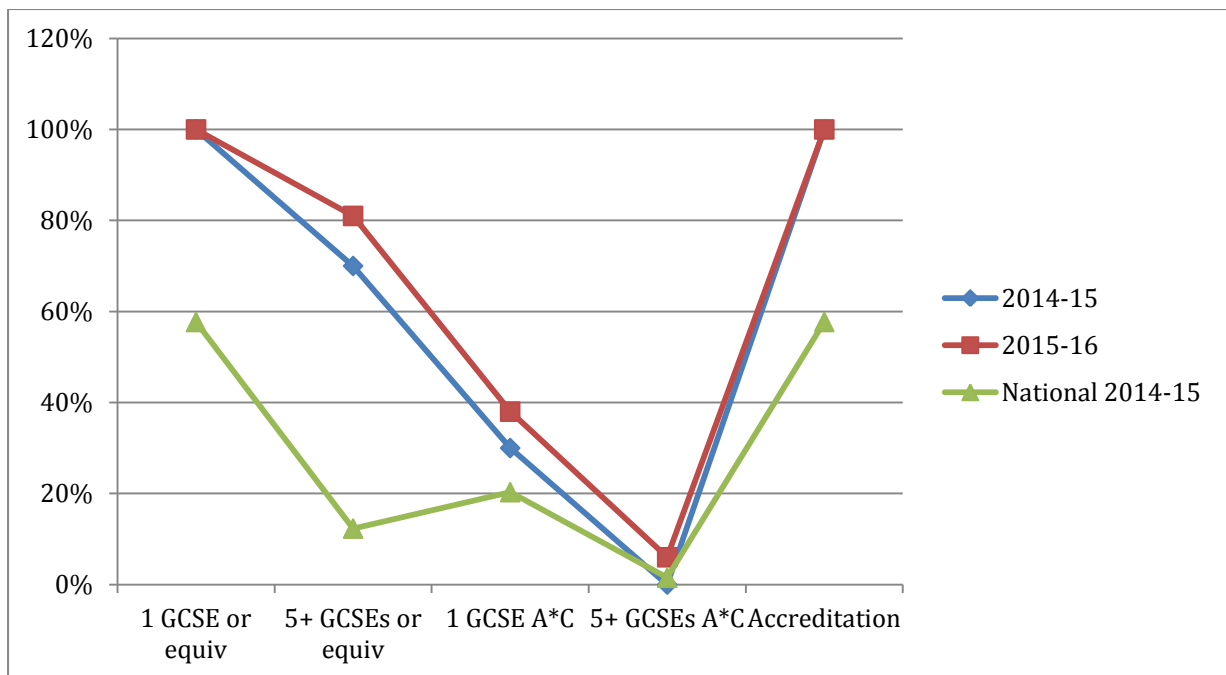
100% of Year 11 learners achieved a qualification while studying with us. 81% achieved 5 GCSEs at grades A\*-G or equivalent. This shows an improvement of 11% on last year's results.

Number of Y11 learners:	16
Number of Passes GCSE:	90
Number of Passes Level 2 courses:	5
Number of Passes Level 1 courses:	35
Number of Passes Entry Level 3 courses:	2

### 1.1 Executive Summary

Table below shows a summary of the headline figures.

	2015-16		2014-15		National 2014-15
	Total number	Total %	Total number	Total %	
At least 1 GCSE or equivalent	16	100%	10	100%	57.7%
5 or more GCSE's or their equivalent	13	81%	7	70%	12.3%
At least 1 GCSE A* - C or their equivalent	6	38%	3	30%	20.3%
5 or more A* - C's or their equivalent	1	6%	0	0%	1.5%
Accreditation achieved	16	100%	10	100%	57.7%
Average Point Score		120		121.8	52.0



Learners at LAPA improved on the results they achieved in 2015 and continue to achieve better than learners in Alternative Provision (nationally). The Average Points Score (APS) showed a very slight decrease compared to APS in 2015 but the score is still significantly above the national average for learners in AP. One reason for the decrease was because Functional Skills qualifications were not given a GCSE equivalence across TBAP this academic year.

38% of learners achieved at least 1 GCSE or equivalent at grade A\*-C. This is an increase of 8% from last academic year.

One learner (6%) achieved at least 5 GCSEs or equivalent at grades A\*-C. No learners achieved this last academic year and only 1.5% of learners achieved this nationally last year.

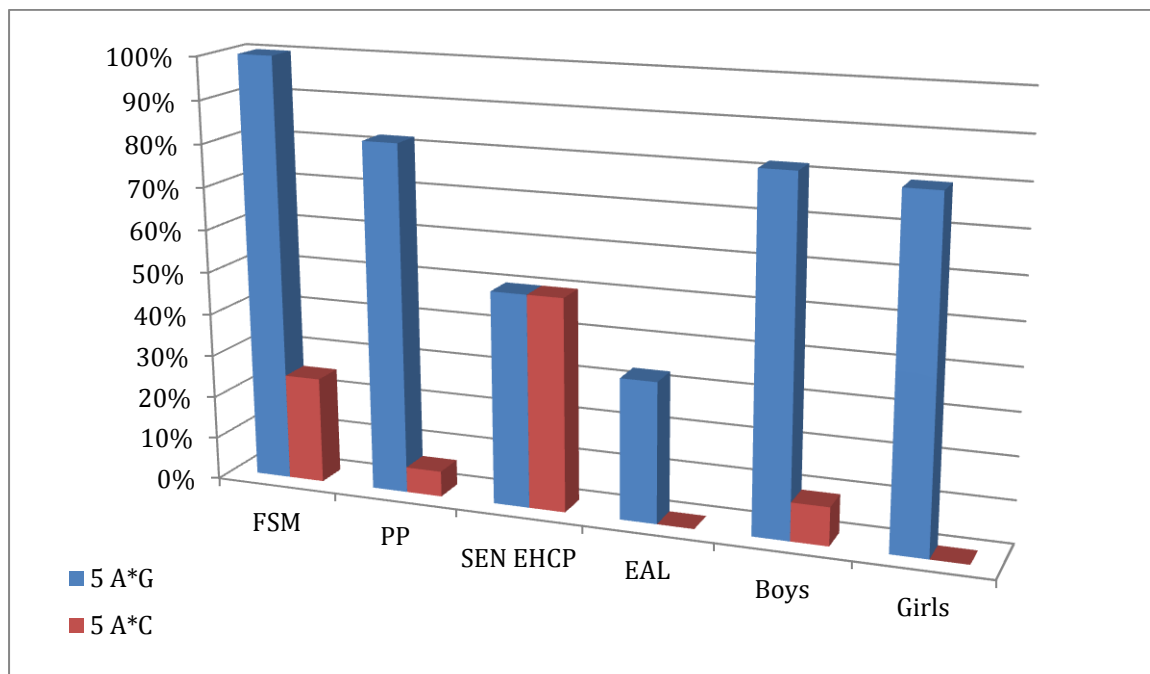
## 1.2 Performance of Groups

We continue to perform well with the most vulnerable groups of learners.

Group Performance	5 A* - G	5 A* - C
FSM	100%	25%
Pupil Premium	82%	6%
Statement	50%	50%
LAC	N/A	N/A
EAL	33%	0%
Boys	82%	6%
Girls	80%	0%

Summary:

- Boys did slightly better than girls in the 5 A\*-G measure.
- 100% of learners eligible for FSM achieved 5 GCSEs compared with 67% last year.
- 82% of pupil premium learners achieved 5 GCSEs at grades A\*-G, compared with 67% last year.
- One of the two stated learners achieved 5 GCSEs or equivalent at A\*C.



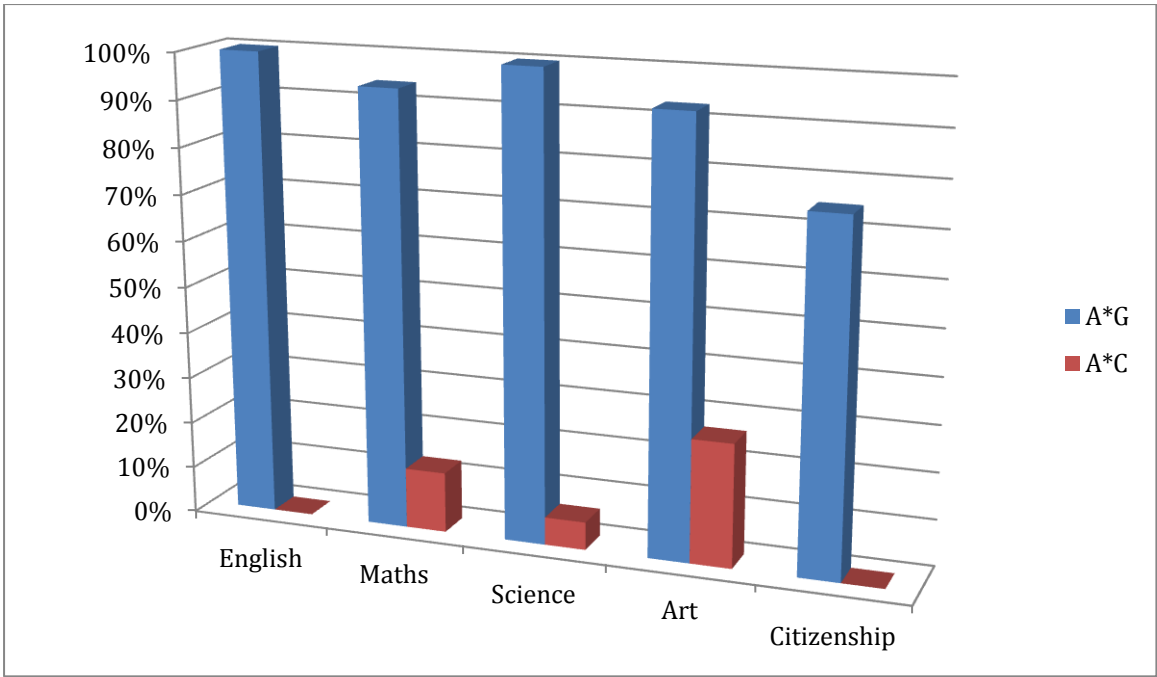
### 1.3 Performance by Subject

	A*	A	B	C	D	E	F	G	U	Total entries
English Language					6	6	4			16
Mathematics				2	2	3	2	6	1	16
Science				1	5	2	5	3		16
Art and Design				4	5	2	2	1	X	15
Citizenship Studies						4	4	4	4	16
Religious Studies					1					1
History						1				1
Physical Education					1					1
Spanish	1									1
Arabic	1									1

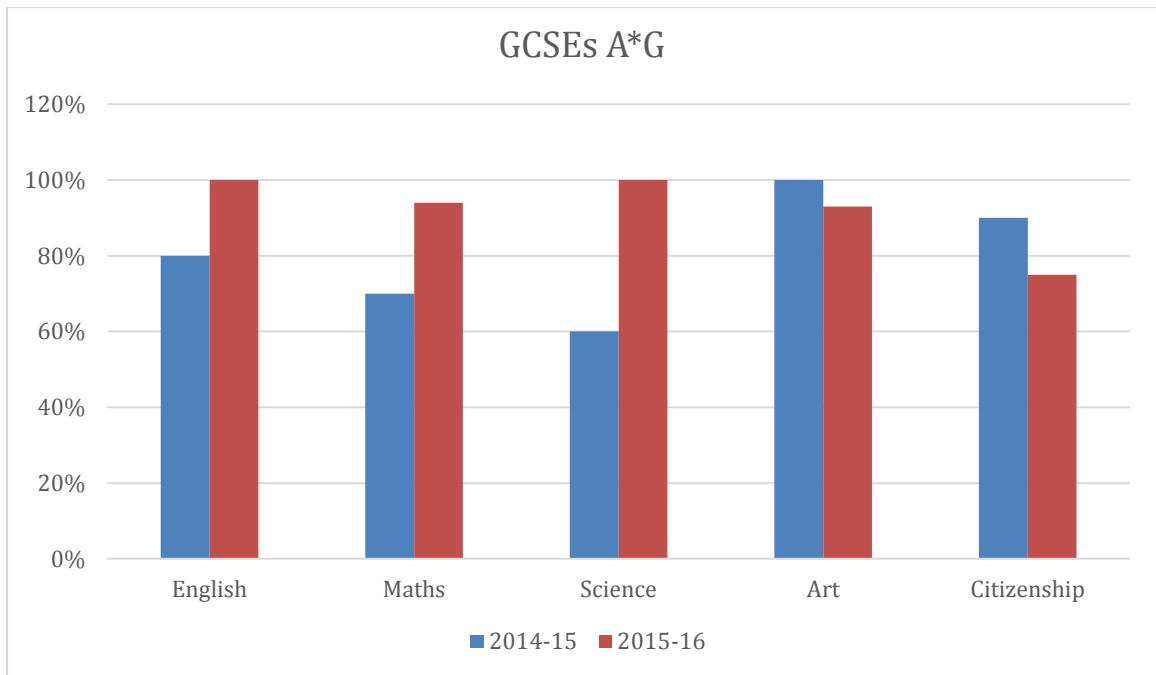
	Results A* - G		Results A* - C	
	Total number	Total %	Total number	Total %
English Language	16	100%	0	0%
Mathematics	15	94%	2	13%
Science	16	100%	1	6%
Art and Design	14	93%	4	27%
Citizenship Studies	12	75%	0	0%
Religious Studies	1	100%	0	0%
History	1	100%	0	0%
Physical Education	1	100%	0	0%
Spanish	1	100%	1	100%
Arabic	1	100%	1	100%

#### Summary:

- There were no A\*-C grades in English but 6 learners achieved a grade D. One of these learners was one mark below a grade C and this is being re-marked.
- One learner failed to achieve a GCSE grade in maths but she did achieve a functional skills qualification.
- 100% of learners achieved a GCSE in science. A huge improvement on the 60% achieved last academic year.
- In art, 4 learners achieved a grade C. One learner failed to complete the practical exam due to poor attendance.
- Four learners failed to achieve a GCSE in citizenship and the results were down 15% on last year mainly due to long term staff sickness.
- History, RE and GCSE PE were introduced in January 2016 and one learner achieved a GCSE grade in all of these subjects.



The improvements in English, maths and science are confirmed by the chart below. Comparing percentage of learners achieving GCSEs at grades A\*G in 2015 v 2016.



English:

- 2 learners achieved their CATs target grade
- 9 learners were one grade below their CATs target grade
- 8 learners met or did better than their teacher's predicted grade

Maths:

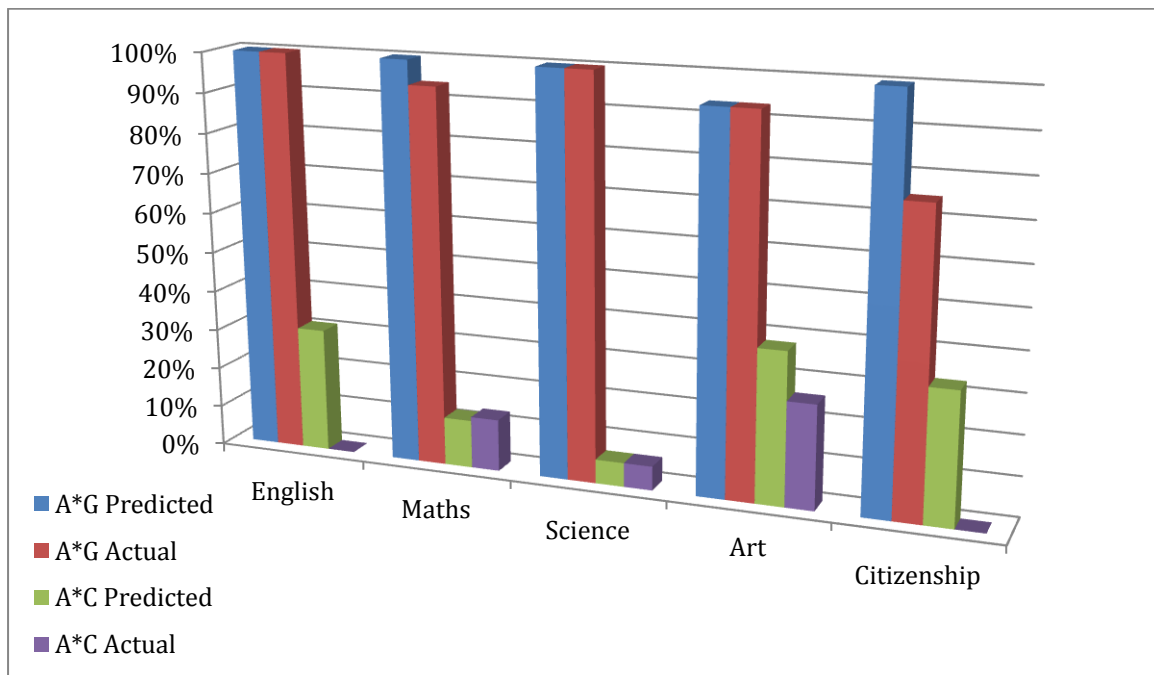
- 3 learners met or did better than their CATs target grade
- 9 learners were two grades below their CATs target
- 7 learners met their teacher's predicted grade

Science:

- 7 learners met their CATs target grade
- 6 learners were two grades below their CATs target
- 9 learners met or did better than their teacher's predicted grade

In A\*G terms, the results were mostly as predicted, except in citizenship where the numbers were much lower.

In A\*C terms, staff had generally predicted higher numbers of learners except in maths and science where they were broadly accurate.



## Other qualifications

	Entry Level 3	Level 1	Level 2	Unit accreditation	Total entries	% achieving E3	% achieving L1/2	% achieving L2
BTEC Performing Arts		8	4		12	0%	100%	50%
Functional Skills English		14		2	16	0%	88%	0%
Functional Skills Maths	2	9	1		12	17%	83%	8%
Functional Skills ICT		4			4	0%	100%	0%

Every year we strive to broaden our qualifications offer by offering as many opportunities as possible to gain accreditation, through courses and assessments which fit into existing schemes of work. Functional Skills is now offered in English, Maths and ICT and can be taken at various points in the school year. 8 LAPA learners also participated in BTEC Drama and 50% of these achieved the Level 2 accreditation. Learners were withdrawn from the BTEC construction and Hair and Beauty courses.



## 2.0 Key Stage 3 Progress

Table below shows the end of KS3 results for the 4 core subjects.

Year 9 Headline Data								
Level	Current Performance (no/%)				End of Year CATS Predictions (no/%)			
	Eng	Maths	Sci	ICT	Eng	Maths	Sci	ICT
6	0	0	1/25%	0	0	1/25%	0	0
5	0	2/50%	1/25%	1/25%	2/50%	1/25%	2/50%	2/50%
4	4/100%	2/50%	2/50%	3/75%	2/50%	2/50%	2/50%	2/50%
3	0	0	0	0	0	0	0	0
2	0	0	0	0	0	0	0	0

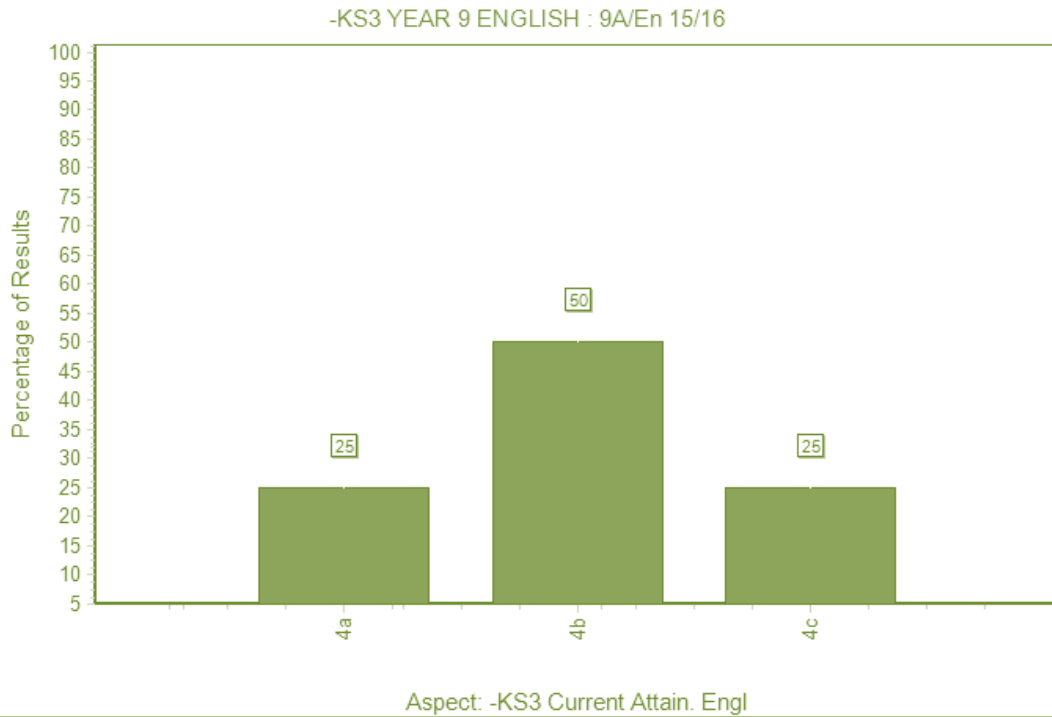
Summary:

In total, there 7 learners in Year 9 but only four learners with end -of-KS3 data as the others joined LAPA late during term 6. Three of the learners with data are boys and one is a girl. Of the boys, one has a statement and one learner is registered PP.

English:

Two learners are 1 sub level below their EOY target.

Two learners are 2 sub levels below their EOY targets but one of these learners made progress since T5.

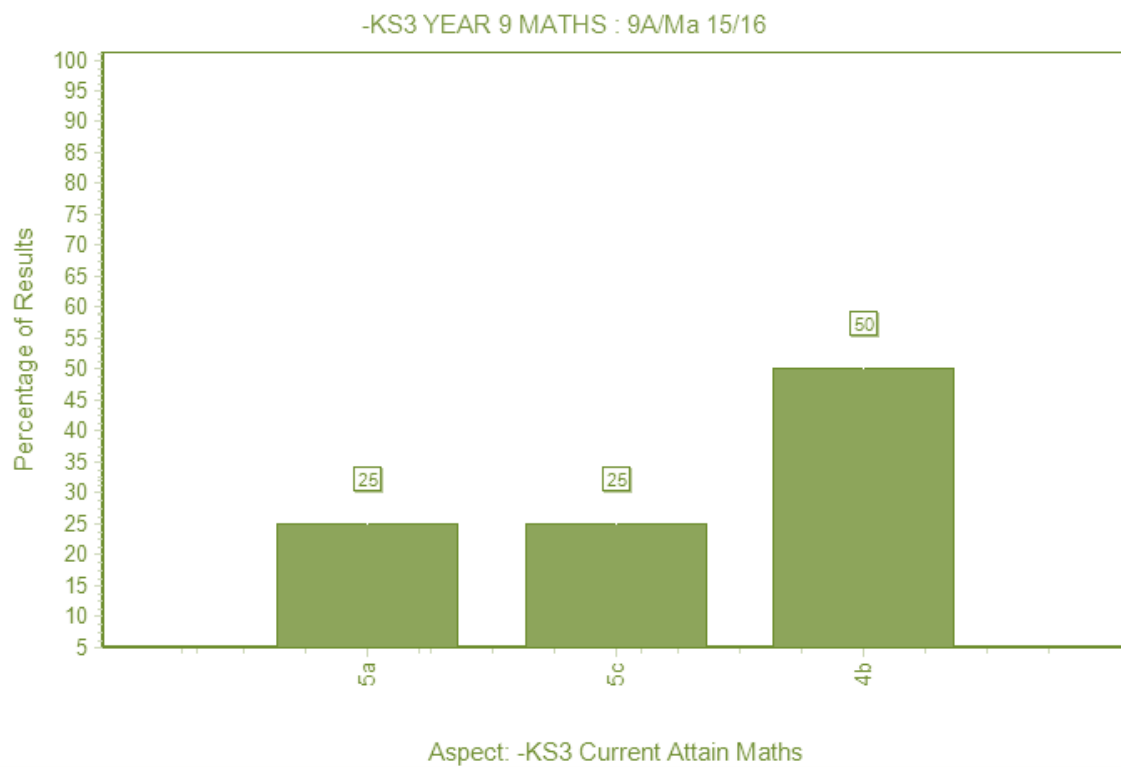


**Maths:**

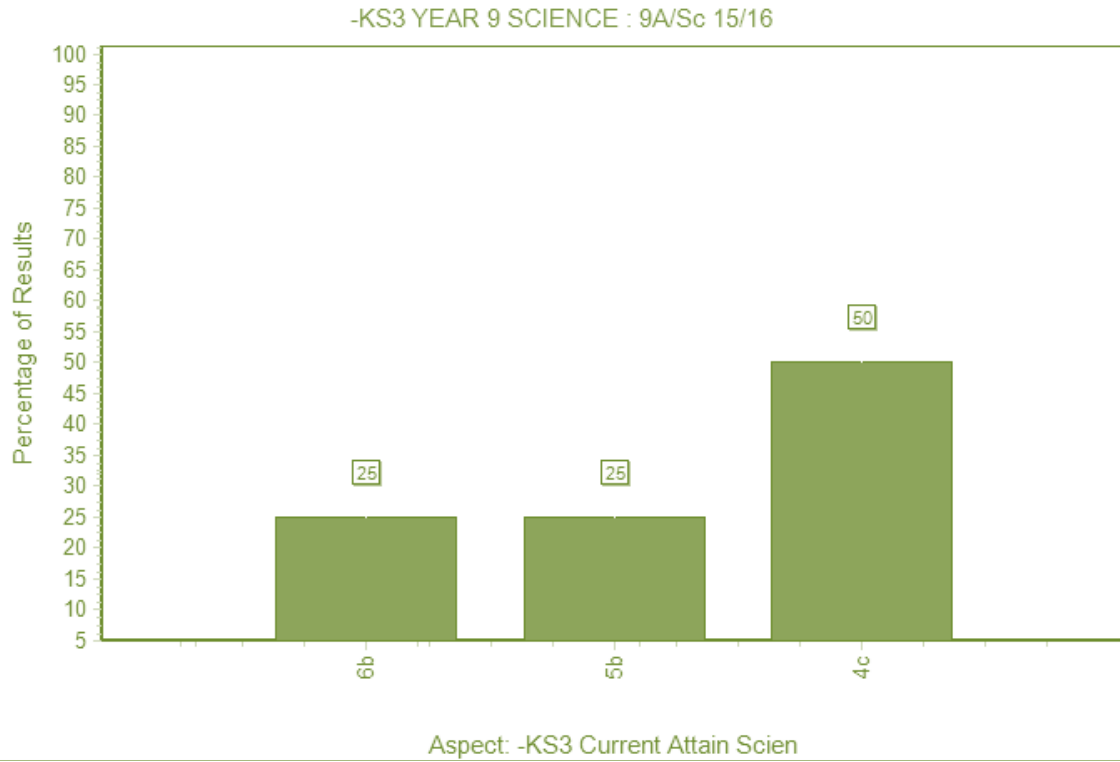
One learner met his EOY target.

Two learners are 1 sub level below their EOY target levels.

One learner is 3 sub levels below her EOY target.



Science:  
One learner achieved above his EOY target.  
Three learners are 1 sub level below their EOY level.  
Three learners made progress since T5.



### 3.0 Current Year 11 Progress – Predicted data

Year 11 Headline Data – Whole school (GCSE)		
Target Data	Number / % (Cohort 12)	TBAP Target
5 A*- C (English & Maths)	0	20%
5 A*- G (English & Maths)	12 /100%	40%
5 A*- G	12 /100%	85%
5 A*- G (Including 'C')		60%
5 A*- G (Including 2 'C')		45%
5 A*- G (Including 3+'C')		20%
100% Accreditation	100% predicted	100%

Year 11 are currently on target to exceed the TBAP target of 85% A\*-G. We currently have no learners who are predicted 5 A\*-C including English and maths and this will be the focus of our action plan for the coming year.

A number of Year 11 learners started at LAPA late during Term 6 so the results predicted above are incomplete and will change during the course of the term.

Our curriculum offer at LAPA has also increased this year and includes GCSEs in sociology, history, RE, Spanish and PE for Year 11 but unfortunately BTEC drama is no longer available. We are hoping to appoint an ICT teacher to include GCSEs and Functional skills qualifications in ICT. The breadth of the curriculum on offer should increase the number of GCSEs our learners achieve in 2017.