



## Report to Local Advisory Board (LAB)

Monday June 29<sup>th</sup> 2015

### Report to the LAB on Behaviour and Safety

	<b>Meeting</b>	
	<b>Date</b>	29/06/15
	<b>Item Number</b>	TBAP(15)
<b>Title:</b>	Head of School Report to the LAB – Behaviour and Safety	
<b>Responsible TBAP Leadership team member:</b>	Angela Tempany	
<b>Prepared By :</b>	Anne-Marie Johnson	

## 1. Introduction

### Headlines for this academic year

- Attendance: this has improved by 16.1% in 12 months-Collaborative work with other agencies to sustain attendance.
- Positive Challenger Partner Review
- The establishment of a Multi Agency Approach Team at the OAPA
- Engagement with Haringey Integrated Gang Unit- the delivery of Gang awareness workshops to learners
- Challenger Troop: A successful KS3 Enrichment Programme Lead by British Army, Term 3
- In conjunction with HIGU- Brixton Prison visit for Year 9 and 10 males
- Jamie's Farm: 4-day residential for KS3/4 learners. Another great success!
- Enrichment: all learners have benefited from a wide range on off-site activities on a weekly basis.
- Successful delivery of whole school annual Team Teach/ Safe Touch training
- Engagement with Haringey Prevent and delivery CPD and workshop
- Re-engaging with Safer School Foundation

## 2. Admissions

### 2.1 Admissions (pupil numbers)

Year	Total roll	
3	1	
4	5	
5	2	KS2
6	4	12
7	8	
8	4	
9	7	KS 3 Total
10	16	19
11	25	KS4 Total
		41
		Total on OAPA roll
		72

- 63 referrals to the Octagon AP Academy since start of academic year: primary and secondary resulting in learners being placed on Octagon AP Academy roll.
- There have also been 11 referrals where parents have opted not to take up the placement. This figure is not included in the 63 referrals
- 20 of these learners have already moved on to other schools both in/out of the borough. Reasons: moved out of borough, re-integration, permanent exclusion overturned, parent has independently sought another school place.

## 2.2 Numbers over the last 5 years

Academic Year	OAPA
2014/2015	114 (including short term stay)
2013/2014	73
2012/2013	83
2011/2012	102
2010/2011	115

- Due to high demand, a third primary classroom will open in September 2015 to accommodate KS1 learners. All primary places will be offered on 6-week placement. This will ensure swift re-integration back into primary schools in 2015/16.

## 3. Attendance

Following our conversion to AP Academy status, one of OAPA's Senior Leadership priorities was to raise the levels of attendance. Historically primary learners have always had good attendance. However the secondary provision's attendance had fallen over the last two years to 65%. Following a coordinated approach to raising attendance with Haringey Localities Service, it is pleasing to note that to date the OAPA attendance is currently 80.8 %.

### Attendance year to date - Sept. 2014 - 22/05/15

%	Year 3	Year 4	Year 5	Year 6	Year 7	Year 8	Year 9	Year 10	Year 11	Total
Attendance	82.3	87.6	83.2	88.5	81	80.8	81.9	69.9	83.1	80.8
Authorised Absence	7.3	5.9	11.6	9.8	11.18	14.3	10.6	11.7	7.5	9.4
Unauthorised Absences	8.6	6.6	5.2	1.7	5.7	4.9	7.5	18.4	8.5	9.7

### 3.1 Attendance data over the last 5 years - see 5 yr summary in appendix for trends over time

Term	OAPA %
2014/2015 May	80.8
2013/2014	64.7
2012/2013	64.4
2011/2012	85.5
2010/2011	n/a

In Year 1 of OAPA conversion- Attendance has increase by 16.1%. Authorised and unauthorised absences are down by 9.7% & 6.4% respectively on the previous academic year.

### 3.2 Attendance interventions

A total of 35 referrals were made (2014/2015) to the Localities Team for support for learners with attendance issues.

17 of the referral were made over Term 1 – 5. 11 referral were in existing cases from the previous academic year, which remained active and a further 7 referrals were initiated as a result of non attendance to an initial admissions interview.

- 5 Families were successfully prosecuted by the Education Welfare Family. All families received fines and court cost.
- Attendance of 3 these learners have now improved.
- Attendance of 2 learners is attendance is still being monitored closely.
- Currently 15 cases remain active, with 11 referrals are being pursued by Education Welfare Service.

**OAPA - Learner referred to Localities Service- Active – referrals (15)**

Learner Referred	Year group	Term referred	Case Status	% of cohort
JD	7	Term 2	Stage 1	22.5
EO	9	Term 2	Warning letter	
MR	9	Term 2	Not in public interest to prosecute- Medical evidence confirmed	
JP	9	Term 5	Home visit /Appt	
PM		Previous Academic Year	12 month conditional + Cost	
FH	10	Previous Academic Year	Court Hearing/ Fined + Cost	
RK	10	Previous Academic Year	Stage 3	
YA	10	Term 2	Stage 1	
ZHJ	10	Term 2	Stage 1	
BM	10	Term 3	Stage 2	
VD	10	Term 3	Stage 2	
LO	11	Previous Academic Year	Not in the public interest to prosecute.	
TO	11	Previous Academic Year		
KR	11	Previous Academic Year		
TR	11	Term 2		

- A strategy was developed with support from Haringey's localities services - Education Welfare to target learners whose attendance fell below 80%. In addition to EWS, OAPA was fortunate to have secured the services of Haringey Family First, who provide Family Support and parenting advice. A criterion of HFF is to raise attendance.
- The OAPA and these services meet weekly to review whole school and individuals. Appropriate Action is agreed.
- Extensive tracking is in place for of all individual learners with attendance below 80 %. This is update weekly.
- Comprehensive consultation document is exchanged weekly between Education Welfare Service and OAPA.

**OAPA – Interventions use to raise Attendance & Number of referrals**

	Term 1	Term 2	Term 3	Term 4	Term 5
<b>Haringey Family 1st</b>	2x referrals	1 x referrals	3x referral	Caseload at max capacity	Caseload at max capacity
Haringey Family First hold a total of 6 cases of some of our most persistently absent learners					
<b>Learner Clinic</b>	No data	3	3	3	2
11 Learner Clinic held at OAPA. Learner given opportunity to discuss barriers to attending OAPA					
<b>Parent Clinic</b>	No data	5	3	4	3
15 Parent clinics held at OAPA; reminded of responsibility and monitored for a period of 4 weeks.					
<b>Home Visit</b>	No data	3	4	4	2
Home Visits are currently undertaken by our Education Welfare Officer and Haringey Family First Worker					
<b>Rewards</b>	0	6	6	6	0
Reward voucher given for best attendance and most improved learners					
<b>Attendance Trips</b>	-	-	-	-	-
Winter wonderland -Term 2  Ice Skating Term 4  Paint balling Term 6					
<b>Breakfast Club</b> – Term 5 Breakfast offered reviewed - led to introduction of new breakfast offer for learners in Term 6					
<b>Learning Guide – To follow up absence with learners, Parents/ Carers</b>					
<b>Attendance Board</b> - Individuals attendance advertising weekly to learners . Daily attendance shared with staff					

**3.3 1 case study from the year- to follow**  
**FH Yr 10 See full report in Appendix (2)**

**3.4 Attendance of different groups – SEN , PP etc**

Term	Cohort %					
	Males	Females	LAC	PP	SEN	FSM
2014/2015 May	81.8	76.2	81.3	79.1	71	78.1
2013/2014	59.8	59.4	64.2	-	65.3	68.2
2012/2013	49.2	38.4	38.7	-	54.3	56.1
2011/2012	60.4	35.8	39.1	-	55.6	64.1
2010/2011	43.3	35.8	46.7	-	52.4	36.2

**4. Exclusions**

**4.1 Exclusion data over the last 5 years**

Year	No. of FTE Individ.	FTE No. Of day	Ave no of days lost
2009-10	62	231	3.7
2010-11	78	275	3.5
2011-12	54	214.5	3.9
2012-13	52	222.5	4.2
2013-014	51	241.5	4.7

**4.2 Exclusions this year**

Year	No. of FTE Individ.	FTE No. Of day	Ave no of days lost
2014-015	58	180.5	3.1

**5. Reintegration**

**5.1 Reintegration data over the last 5 years**

Term	Number of Learners							
	Yr 3	Yr 4	Yr 7	Yr 8	Yr 9	Yr 10	Yr 11	Total
2014/2015	See table below							16
2013/2014	N/A		0	5	8	15	1	29
2012/2013	N/A		1	4	4	10	2	21
2011/2012	N/A		0	4	9	6	0	19
2010/2011	N/A		0	3	7	8	0	18
2009/2010	N/A		2	7	5	8	4	26

## 5.2

### Reintegration this year

2014/15	KS2	KS3/4
16	3	13
<b>Total end T6 : 26</b>	<b>+6 T6</b>	<b>+3 T6</b>

- 3 KS3 learners have been approved by IYFAP to take up places in local mainstream schools during T6.
- 2 KS2 learners will transfer to primary schools during T6.
- 4 KS2 learners will transfer to high schools in September 2015.
- Due to high demand, a third primary classroom will open in September 2015 to accommodate KS1 learners. All primary places will be offered on 6-week placement. This will ensure swift re-integration back into primary schools in 2015/16.

## 6. Behaviour and Achievement

OAPA have implemented TBAP's Behaviours Monitoring System, these systems will continue to be embedded during T6 and Academic Year 2015/16. Staff record and monitor learner's behaviour and are now consistently following up with negative behaviour.

OAPA have begun a whole school approach to behaviour and attendance analysis. This system has been adjusted reflect the absence of year leaders and will continue to be embedded over the next term. All of the behaviour monitoring system in place are monitored our Senior Leadership Team on a daily basis.

Staff are now using our Schools Information Management System (SIMS), confident that SIMS training will continue to be offered to top-up skills staff.

All of OAPA staff have received Team Teach and Safe Touch training, some are confident in restraining learners (particularly Student Services based staff).

Learners who cause damage to the building are required to work with site manager to repair damage (particularly to door locks) and letters are routinely sent home to parents/ carers.

To support staff and learners repair damaged relationships, a member of the Learning Support Team has undergone training to deliver Restorative Justice and will be cascading this down through the teams.

Anger Management training will be delivered to all Learning Support Professionals (LSP) in Team 6 and it is expected that this will be delivered in Term 1 Academic Year 2015/16.

## 6.1 Interventions

Behaviour Awards focus on the 5 most improved learners and 5 top behaved learners across KS3 & 4 per term. Learners received JD Sport Voucher -values between £5-10.

Behaviour Awards Year 11 Focused - . During Term 4-5 Year 11 learner were awarded a £5 JD Sport Voucher weekly if they achieve attendance of 90% or and less than 10 behaviour points.

Reward Trips - Winter Wonderland Term 2, Ice Skating Term 5

Vivo was launched in Term 6 to learners Year 7 -10. Primary learners will not be included in Vivo, as they have a reward system that suits their learning needs. As a cohort Year 11 this academic year were excluded as they already had an incentive in place. All Vivo points were back-dated to the beginning of the academic year.

Number of learner's	No of Vivo points awarded	Average No. Vivo Points issued per Term
36	18,757	3751.4

### Alternative Provision

Number of the learner referred to Alternative Provision as a behaviour intervention this academic Year.

No Learner	Male	Female	% of cohort on
17	15	2	19

### Primary

- Primary operate Learner of the week awards , which is linked to achievement stars awarded by staff for both their academic and behaviour achievements. All Primary learners behaviour is recorded on SIMS and monitored in the same way as secondary learners.
- Learner's daily achievements are visually displayed in classroom for all learners to view. Learners are awarded certificates for achieving Learner of the week and a small prize. Their achievement is display in their respective classroom for the duration of the week.
- Primary also have received an reward trip to Alexandra Ice Skating Rink in Term 2, Paradise Park Term 5

## 6.2 Pastoral Interventions

The TBAP Pastoral Interventions are not yet established at OAPA.



## 7. Behaviour and Achievement

### 7.1 Interventions

- The TBAP Wave model has been introduced at OAPA in Term 6. Learners with Statements for SEN/EHCPs now receive up to 5 sessions per week of 1:1 interventions that include:
- Lexia, Manga High, Mentoring, Anger Management, and Social Skills. Success of these interventions will be reviewed at the end of T6, and thereafter will be monitored on a termly basis.

### 7.2 Therapeutic Interventions

Table includes long term work, short term work, inductions and drop-ins.

Intervention	Students engaged	Total number of sessions
Music Therapy	17	110
Counselling	20	114
Psychotherapy	8	49

## 8. Safeguarding

### 8.1 CSE

- OAPA has begun working in partnership with The Safer Schools Foundation to identify involved the victims and perpetrators of CSE. Those identified are listed in the tables below.
- SSF deliver workshop to OAPA learners in both group settings and 1:1 to explore to address CSE. In Term 6 SSF Foundation will deliver weekly workshops to both male and female learners.
- In Term 6 SSF will deliver CSE Awareness and identification CPD to OAPA Staff.

#### OAPA Sexual Exploitation Mapping – Victims ( 3

	No learners	Referral accepted	Status of cases	% of Cohort
Male	0	0	-	4.5
Female	3	3	1 Case closed 1x level 1 active 1x level 2 closed	

- **Currently no perpetrators of CSE identified at OAPA**

**OAPA Learners incl. on D Matrix and Ending Gang and Youth Violence panel (EGYV) (0)**

- Currently no learners at the OAPA are known to IGU.

**OAPA – Learner’s at risk of gang activity (4)**

	Name	Yr Group	Case Status	% of Cohort
1.	ST	11	Referred to IGU	6
2.	YA	10	YOS- Serious Youth Violence support	
3	EK	10	YOS- Serious Youth Violence support	
4	RM	10	YOS- Serious Youth Violence support	

**8.2 Radicalisation**

- OAPA have engaged with Haringey Local Authorities WRAP to identify learners at risk of radicalisation.
- Haringey WRAP has delivered Prevention against Radicalisation and Identification CPD to OAPA staff.
- Learners-Faith on the Front Line was organised for Term 4, but cancelled by the organisers. To be rescheduled T6 via Local Authority -PREVENT Officer. Discussion taking place regarding longer term work with PREVENT Haringey.

**OAPA- Learner’s referred to Haringey WRAP (2)**

	No learners	Referral accepted	Status of cases	% of Cohort
Male	1	1	Learner off roll- being followed up by LA	3
Female	1	1	Learner- Active but case almost concluded MASH & CYPS Assessment. PREVENT to meet with school T6 to close case	

- A representative from Haringey PREVENT Team has been invited to OAPA’s MAPST meeting.

### 8.3 Gangs Intervention

We continue to support the local authority partner agencies with Haringey Integrated Gangs Unit ; the head of Service currently attends OAPA's MASPT.

We have engaged the IGU to delivery Gang awareness workshop tailored to the needs of OAPA learners, Year 6 – 11

In Term 4 OAPA, a targeted group of male learner's attended a Prison visit to HSM Brixton.

Through OAPA's MAPST, IGU screen learners who are at of Risk of Gang involvement.

OAPA- Learner referred to IGU and status (0)

	No learners	Status of cases	% of Cohort
Male	2	Closed- not at threshold	3
Female	0		

### 8.4 Child Protection

43.5 % of learners currently on roll at the OAPA have involvement from Haringey's Children and Young Peoples Services.

The OAPA continue to support our learners through attendance at Child Protection Conferences and reviews, Core Group meetings and personal Education planning meetings for our LAC learners.

OAPA- Number and % of learner on Child Protection Register (4)

	No learners CP	Category	Status of cases	% of Learners on roll
Male	2	1x emotional abuse 1 x physical abuse	Active	6
Female	2	2 x neglect	1 x Active 1 x Stepped down to CIN	

OAPA- Number and % of learner who at Child in Need Status

	No learners CIN	Status of cases	% of Cohort
Male	8	7 active 1x stepped down to Early Help	13.5
Female	1	Active	

**OAPA – Number and % of learner’s who have Kinship Status**

	No learners Kinship	% of cohort
Male	2	3.0
Female	0	

**OAPA – Number and % of Learner’s who are Children in Care**

	No learners LAC	% of cohort
Male	2	4.5
Female	1	

**OAPA- Numbers and % of Learners refer to First Response- CYPS**

	No learners refer to FR	Status of cases	% of cohort
Male	5	1x now CP =OD 1x Initial CIN=PM conference 2x assessment RC & JM 1x now CIN =JD	10.5
Female	2	1 x Initial assessment 1x Case closed	

- The OAPA delivers Safeguarding training in line with TBAP CPD cycle. This academic year an extra whole School CPD on Safeguarding delivered to as a result of changes to staffing.

**9. Partnerships**

The OAPA work with a wide range agencies and professionals both statutory and non statutory to support learners within school and their wider communities.

OAPA have established positive relationship with the following organisations:

- Tottenham Hotspur Football Club who provide enrichment activities and support the Physical Education curriculum on and offsite.
- Localities Service (Now Early Help)– Delivering workshops covering topics such as Sexual Exploitation, family and relationships /Crime/ Gang culture/Workshops/CPD
- Insight- Drug Awareness/Workshops/ CPD
- Edge of Care Team
- Children and Young People Services

- Markfield Project- Provided Support for SEN Learners
- Education Welfare Officer
- Youth Offending Service/ Client/Workshops/CPD
- Youth Offending Service- Early Intervention & Triage
- Haringey YOS – Weapon Awareness and Basic First Aid workshop. Hospital)
- Haringey Prevent- delivering workshops around radicalisation.
- Challenger Troop delivering enrichment activities for KS2 &.3
- LIFE Fire training/awareness programme- Haringey
- LIFE Work Skills training/awareness programme- Haringey
- Haringey Integrated Gangs Unit/ Screening/ Workshops /CPD
- Early Help Forum
- Haringey Families First
- Multi-Systemic Therapy (MST)
- Family Support Worker- Onsite 2 x weekly. Family Support Service
- Child Adult Mental Health Services (CAMHS)
- Family Intervention Project
- Haringey Keys stage 4 Roll
- Travellers Community Support Team
- CONHEL
- Footstep
- Southgate & Barnet College
- Boxing Academy
- Breakfast Club provided by Tesco and Sainsbury
- Variety Club of Great Britain provide off-site trips for primary learners.

### 9.1 Police

- OAPA have established a Multi Agency Police Support Team working in partnership with police services within Haringey. MAPST meet once termly.
- The purpose of MAPST is to coordinate information about learners on roll with Police Services within the borough.
- To identify additional support and strategies to OAPA. Agencies who are active participate of OAPA MAPST included:
  - Integrated Gangs Unit
  - Insight
  - YOS
  - YOS– Preventative Services
  - Safer School Officer
  - Safer School Foundation
  - Education Welfare Service
  - CAMHS

We have positive relations with the Police. Currently OAPA have a newly appointed Safer School Officer Laura Coates and designated Police Community Officer Ade Taylor. Both are based full time at OAPA and although PC Coates is currently establishing her presence at the OAPA, both officers take an active involvement. PC Coates will serve as a representative on OAPA's MAPST. At present she supports with managing behaviour and responding to issues or concerns raised by the public or partner schools.

## 9.2 YOS

28.5 % of OAPA learners are currently involvement with the Youth Offending Service. We have engage with YOS through liaison with the YOS Education Support Worker. Christian Waugh. He also is a representative at OAPA's MAPST. OAPA continue to work with professional within the borough to support the work of YOS.

The latest data received from the YOT identifies 13 learners currently engaged with this service

### OAPA- Learner known to Youth Offending Service (9)

	No learners known to YOS	Status of cases	% of Cohort
Male	9	1 x ISS- Currently in custody  1 x D & T order 12months  7 YRO -	13.5
Female	0		

### OAPA- Learner known to Haringey YOS- Preventative Service and Triage (8)

	No learners who rec'd early intervention	Status of cases	% of Cohort
Male	8	4 x Prevent Intervention  1 x Caution with Conditions  3 x Triage	15
Female	2	Caution with conditions.	

## 9.3 Others

- Vivo Miles- Support our behaviour management system.

## 9.4 Links with Parent /Carers

- OAPA's Admission Interview
- Structured Conversation
- Progress evenings 50- 60 % Parental attendance
- Presentation Evenings – Challenger Troop 80% Parental attendance
- Text – Information sharing

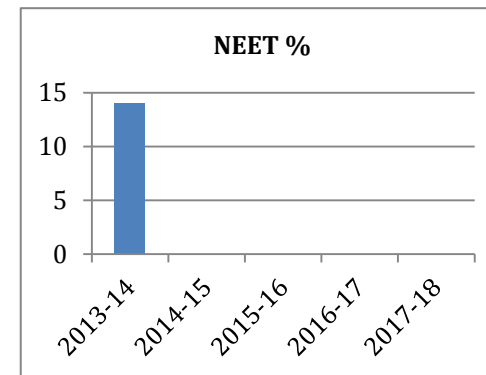
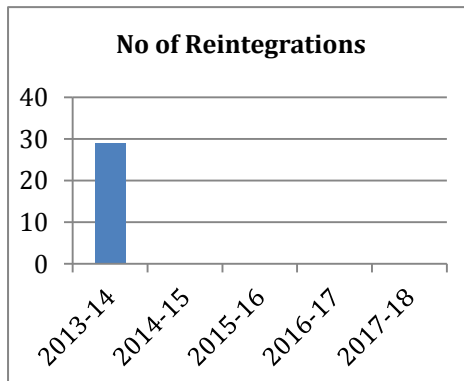
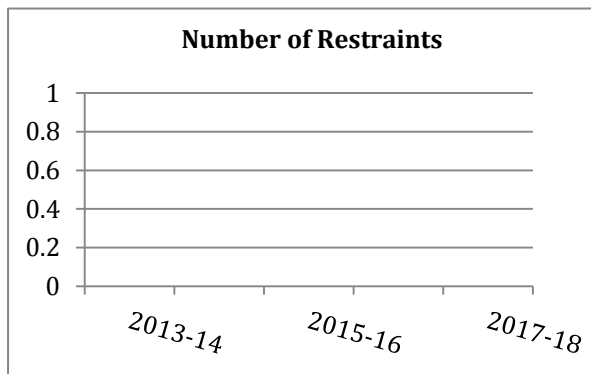
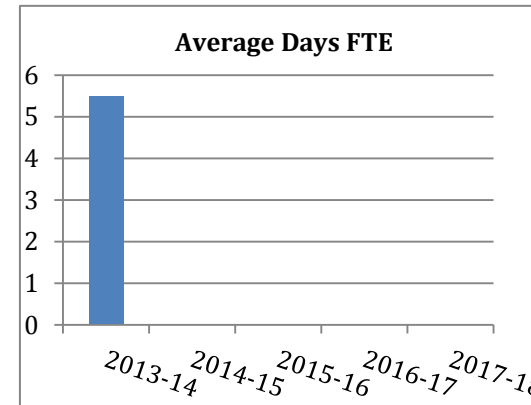
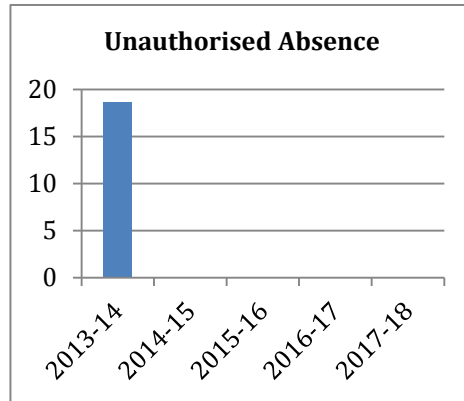
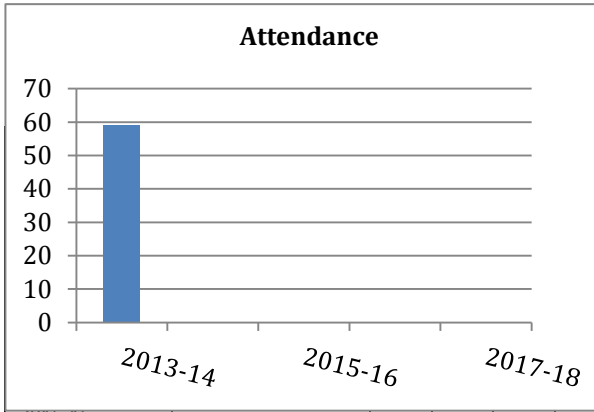
- First Day Calls – attendance notification
- Weekly call from Learning Guide- for updates behaviour and achievements

#### **Appendix 1.**

- **5 Year data summary 1**
- **Learner Case Study 2**

Behaviour and Safety

Years	Girls	No of Statements	Attendance	Unauthorised Absence	No of Restraints	FTE Individuals	FTE No of days	Ave no of days fte	Reintegrations	NEET %
2013-14	9	10 (26)	59.2	18.68	n/a	32	176	5.5	29	14
2015-16										
2016-17										
2017-18										



( ) Represent number on roll throughout the year

\* NEET - Learners with no destination confirm yet





